

Alternative Transportation Fee Advisory Board

Hanna Johnson; Chair
Wendell Stainsby; Vice Chair

What is ATFAB?

- ▶ Started under ASCSU; Created by former ASCSU President Sydoriak and Senate Bill #4508 in November of 2015; we're about 2.5 years old
- ▶ Created to tackle transit related infrastructure needs on campus to support CSU's goal of 35,000+ students
- ▶ Responsibilities include managing the Transfort contract and looking over other transportation-related projects and investments on campus

A few ATFAB representatives:



Liberal
Arts

CJ
Ash



Warner
College of
Natural
Resources

Matt
Edrich



Natural
Sciences

Adam
Wilson



Undeclared
Students

Kaylyn
O'Byrne



Business

Sara
Godfrey



CVMBS

Zachary
Vaistiampayon



At-Large

Madelyn
Royal



Graduate
Students

Wendell
Stainsby

Existing Student Fee

- ▶ Unlimited Transfort rides on 18 routes, plus FLEX and MAX
- ▶ Transfort - 3 Year Contracts
 - ▶ Up to 3% inflation increase annually
- ▶ \$26.23 per semester for full-time on-campus student
- ▶ Transfort annual pass for citizens is \$154.00



ATFAB Accomplishments 2017-2018

- ▶ Met with UTFAB and UFFAB
- ▶ New website
 - ▶ ATFAB.colostate.edu
- ▶ Updated bylaws
 - ▶ Approved by SFRB
- ▶ Created formalized project proposal process



ATFAB Proposal Process

- ▶ Facilities reviews project estimates
- ▶ 8 projects submitted to board as of January 20, 2018
- ▶ Presented to board and scored by each member

2018-2019 Fee Proposal

- ▶ \$4.27 increase
- ▶ \$30.50 a semester for a full time on-campus student
- ▶ Annual \$250,000 funding pool
- ▶ Board would allocate funds each year similar to UTFAB or UFFAB through our project proposal process

FY 2019 Student Fee Review Board Budget Presentation

Fee Funded Area: ATFAB

Date:

2/14/18

		FY17	FY18	FY18	FY19	\$	%
		ACTUAL	APPROVED	PROJECTED	PROPOSED	CHANGE	CHANGE
STUDENT FEES							
Fall/Spring - Full Time On Campus		\$18.80	\$26.23	\$26.23	\$30.50	\$4.27	16.28%
Off Campus		\$9.40	\$13.12	\$13.12	\$15.25	\$2.13	16.23%
Part Time On Campus		\$7.90	\$11.02	\$11.02	\$12.81	\$1.79	16.24%
Off Campus		\$4.70	\$6.56	\$6.56	\$7.63	\$1.07	16.31%
Summer - Full Time On Campus		\$12.22	\$17.05	\$17.05	\$19.83	\$2.78	16.30%
Off Campus		\$6.11	\$8.52	\$8.52	\$9.91	\$1.39	16.31%
Part Time On Campus		\$5.13	\$7.16	\$7.16	\$8.33	\$1.17	16.34%
Off Campus		\$3.06	\$4.26	\$4.26	\$4.96	\$0.70	16.43%
REVENUE							
Student Fees (4352)		976,575	1,393,801	1,393,801	1,624,042	230,241	16.52%
Self Generated Revenue (Interest and Other Income)		1,000	2,000	2,000	2,000	0	0.00%
Other Revenues			18,616	18,616		(18,616)	-100.00%
TOTAL REVENUE		977,575	1,414,417	1,414,417	1,626,042	211,625	14.96%
EXPENSES							
Mandatory Costs							
Contractual Obligation (Transfort Contract)		976,575	1,381,084	1,325,362	1,365,123	(15,961)	-1.16%
Salary and Benefits (5XXX)						0	0.00%
Utilities (78XX)						0	0.00%
Insurance (6641)						0	0.00%
Bad Debt (6705)				2,788	3,248	3,248	0.00%
Bond Payment (98XX)						0	0.00%
Subtotal Mandatory Costs		976,575	1,381,084	1,328,150	1,368,371	(12,713)	-0.92%

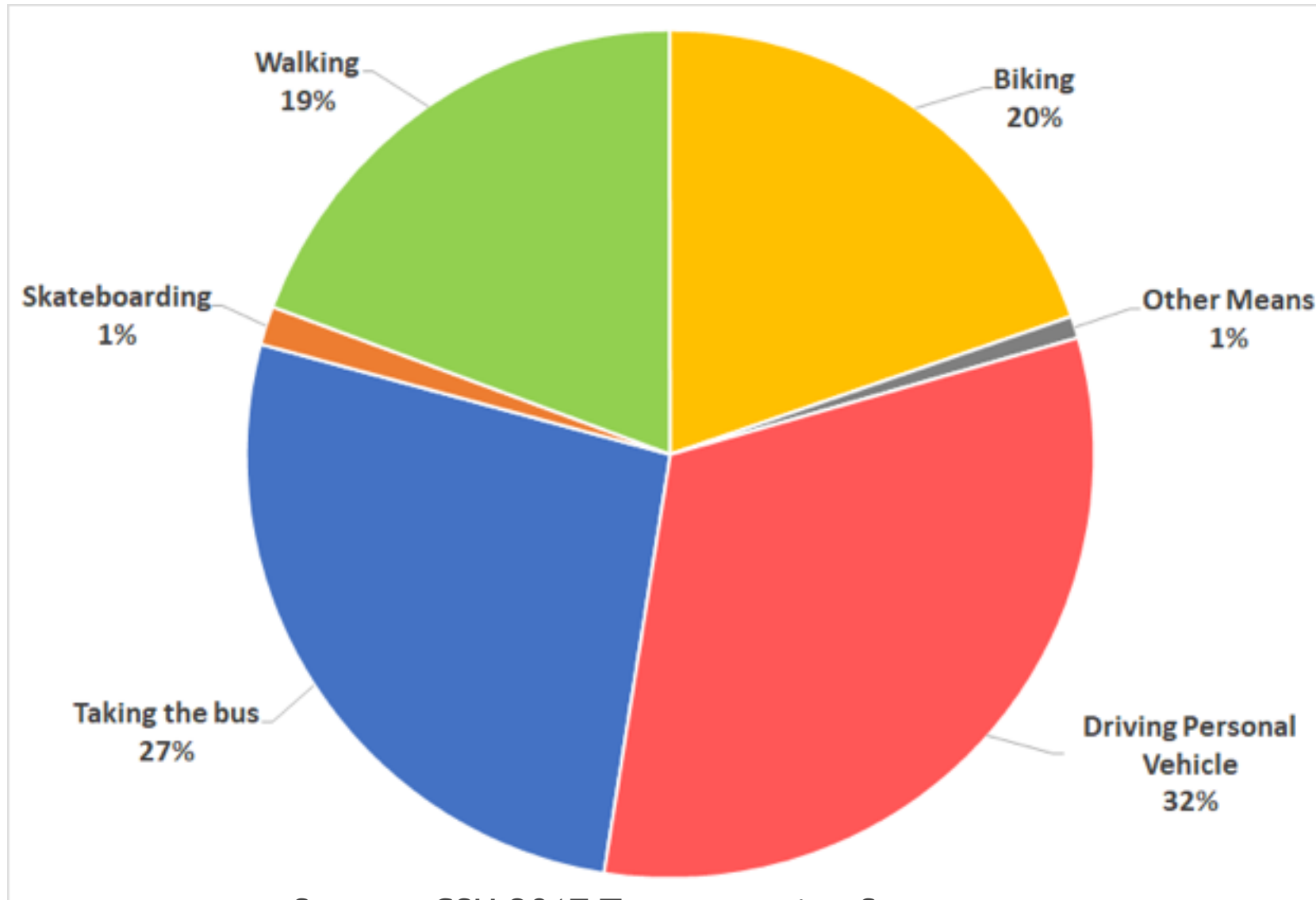
35							
36	Other Costs						
37	Travel (60XX) + (61XX)					0	0.00%
38	Materials and Supplies (62XX)					0	0.00%
39	Other Operating Expenses (66XX + other)					0	0.00%
40	Repair & Replacement (Bldg. Improvements)				250,000	250,000	0.00%
41	Other Expenses					0	0.00%
42	Subtotal Other Costs	0	0	0	250,000	250,000	0.00%
43							
44	TOTAL EXPENSES	976,575	1,381,084	1,328,150	1,618,371	237,287	17.18%
45							
46	FUND BALANCE						
47	Fund Balance at June 30 (3000)			1,000	87,267	87,267	0.00%
48	Operations Increase/Decrease	1,000	33,333	86,267	7,671	(25,662)	-76.99%
49	Contributions to Reserve Account					0	0.00%
50							
51	ENDING FUND BALANCE	1,000	33,333	87,267	94,938	61,605	184.82%
52							
53	RESERVE ACCOUNT						
54	Beginning Reserve Balance at June 30			0	0	0	0.00%
55	Plant Fund Interest (44XX)					0	0.00%
56	Non-Operating Expenses					0	0.00%
57	Contributions to Reserve	0	0	0	0	0	0.00%
58	Committed Funds					0	
59							
60	RESERVE ACCOUNT BALANCE	0	0	0	0	0	0.00%
61							
62	BOND INFORMATION						
63	Bonds Issued:						
64	Year Bond Retires:						
65	Fee Portion Attributed to Bond:						

As Fee-Paying Students, ATFAB is Sensitive to Student Fees and Cognizant of Tuition Rises

- ▶ Alternative transportation spending can actually save students money
- ▶ Shift resources from car/gas/parking pass toward more important things such as rent
- ▶ Feel safer and have better experience biking, skating, walking, or riding bus to campus.

Why does ATFAB recommend an investment pool?

Students: Primary Mode of Transportation



Source: CSU 2017 Transportation Survey

No Dedicated Investment Pool for Pedestrians/Cyclists/Skateboarders

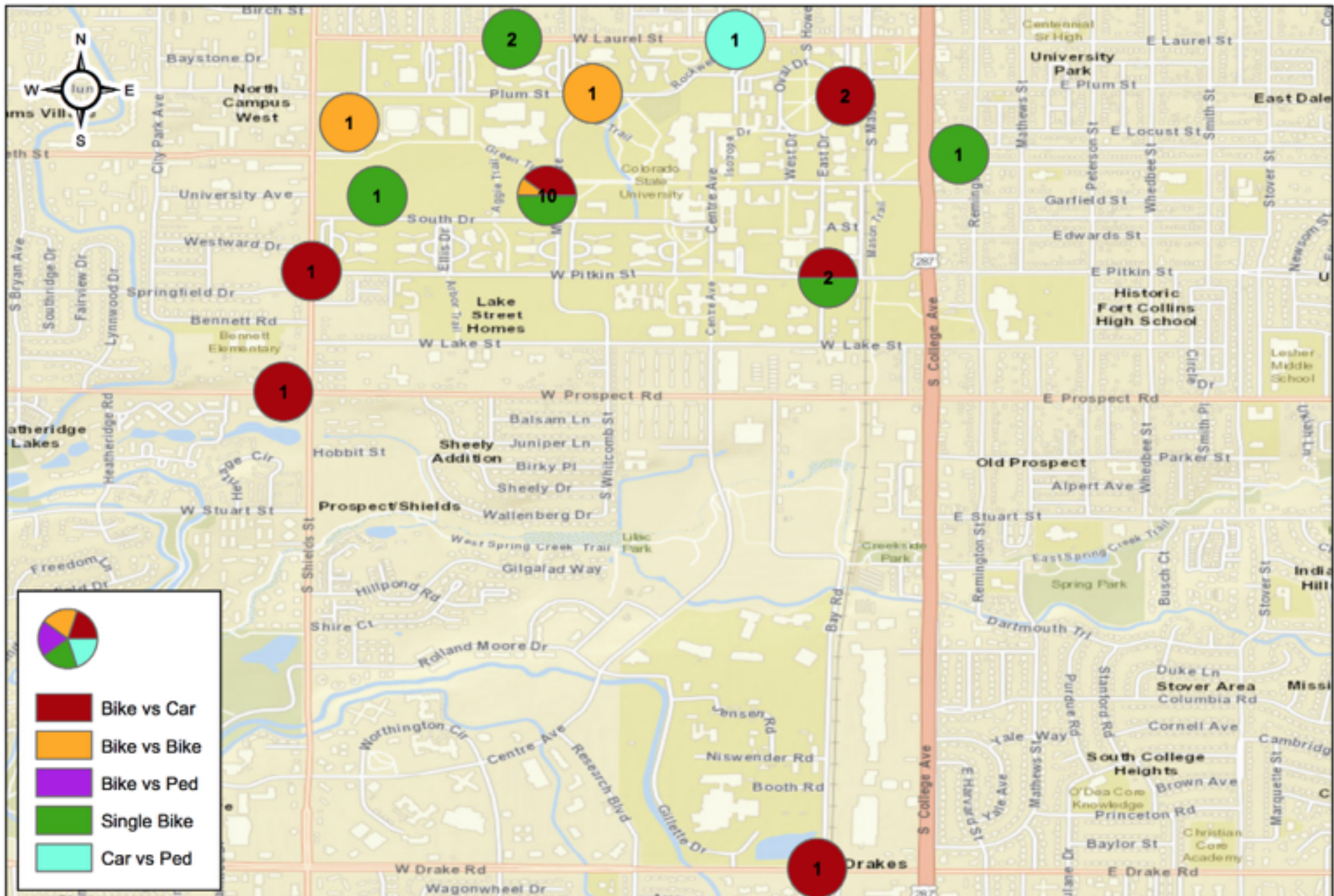


We know students are cycling and walking. But are they safe?

- ▶ Many mode conflicts happen on our campus that are reported (usually because of an injury)
 - ▶ Bike to Ped
 - ▶ Bike to Automobile
 - ▶ Ped to Automobile
- ▶ MOST are NOT reported

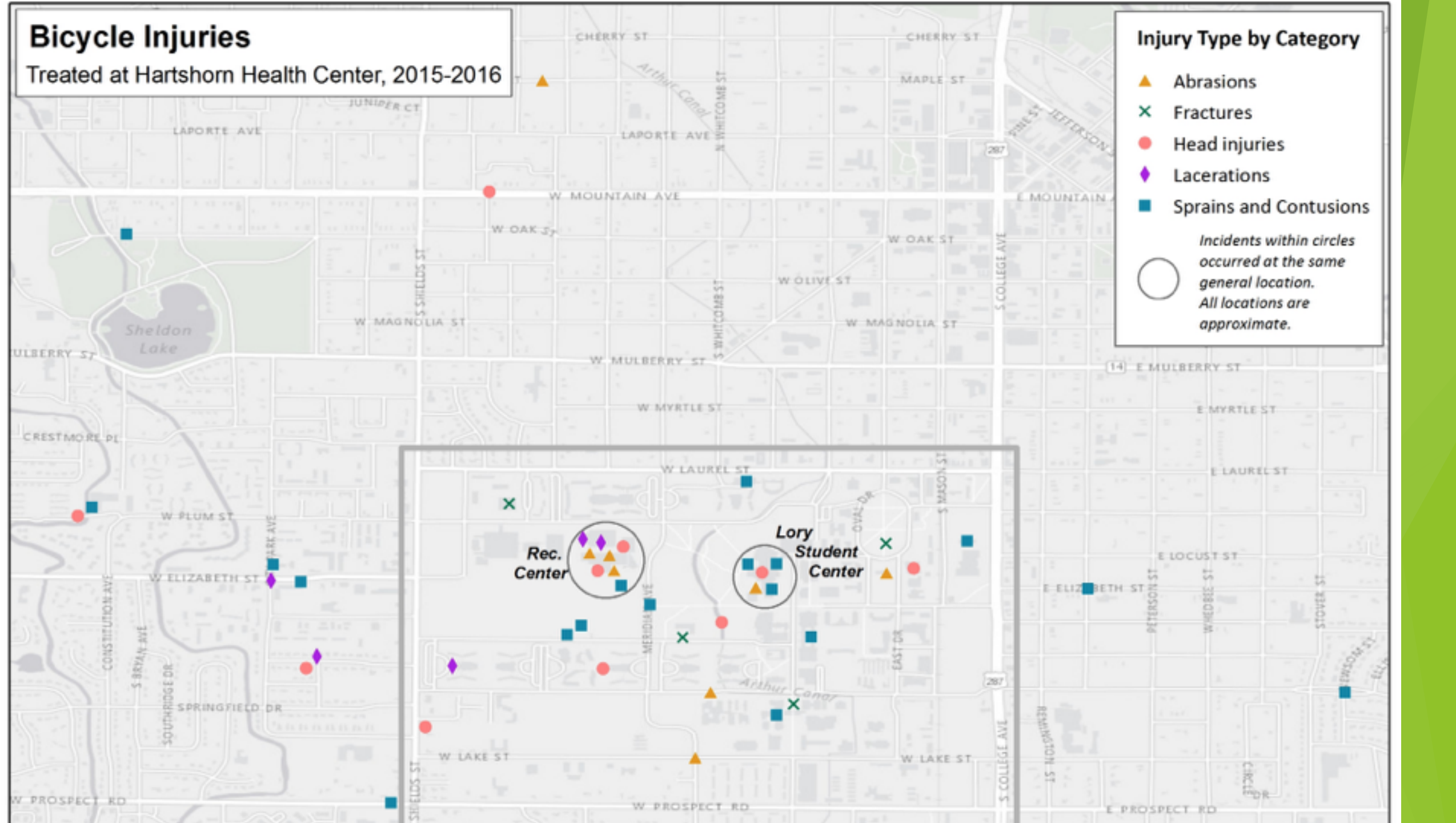


CSU Bicycle Crashes 2015-2016 School Year




Treated at Hartshorn Health Center, 2015-2016

Treated at Hartshorn Health Center, 2015-2016



How to Affect Students: Informed Data-Driven Decision Making

- ▶ Bike Ridership Counts
 - ▶ 8 total bicycle and ped counters on campus
- ▶ Transfort Ridership Statistics
- ▶ Campus bicycle crash and injury records
- ▶ Campus Surveys

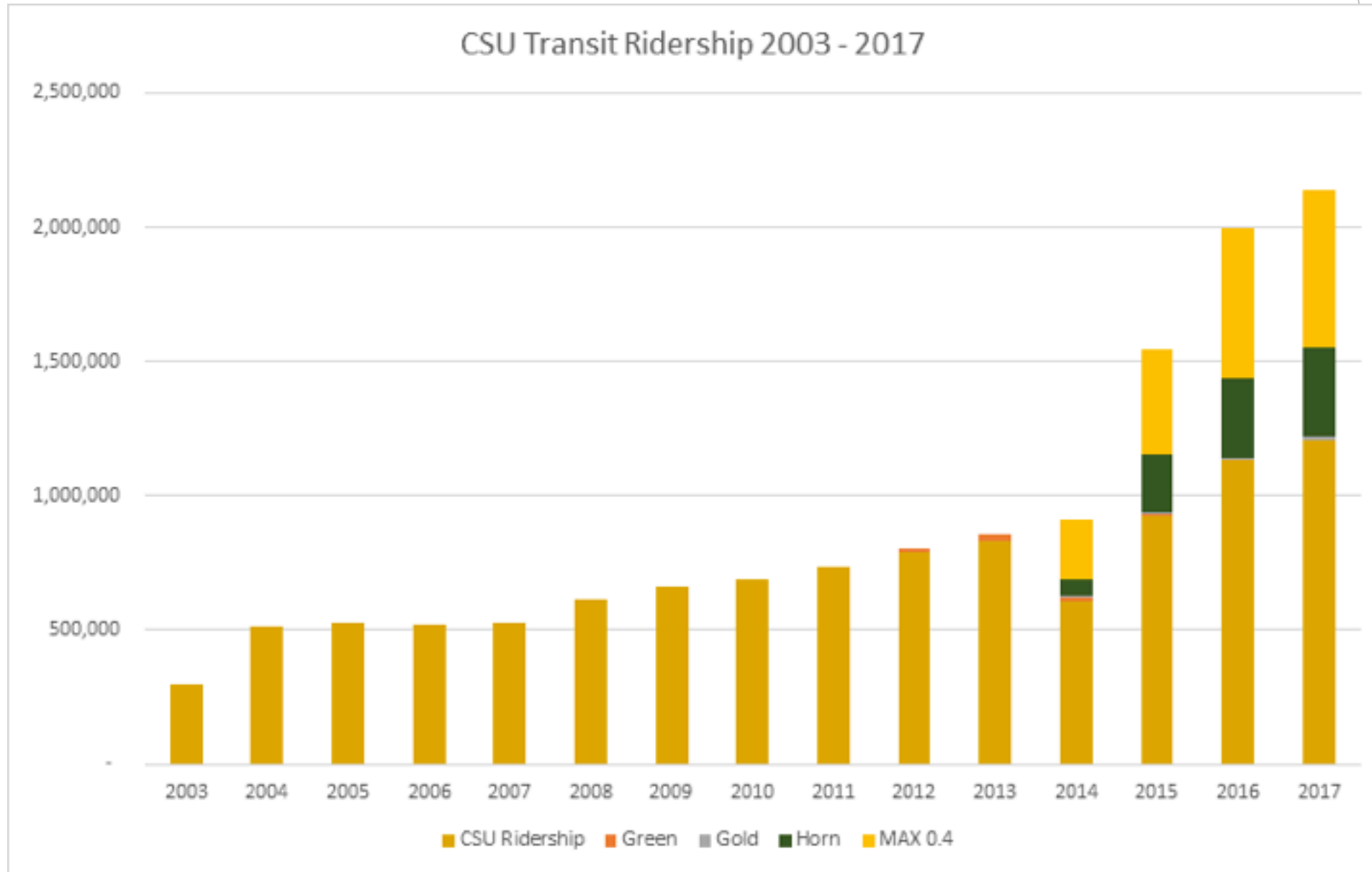


When Investments are made, they are Successful

- ▶ Commencing April 2017
- ▶ Extension of Around the Horn to the South Residence Halls
- ▶ Late night service on the West Elizabeth Corridor via Route 32
- ▶ Sunday service on the MAX and routes 2, 3, 8, 14, and 16
- ▶ Free rides on the GOLD Route



Demonstrated Performance: Transit



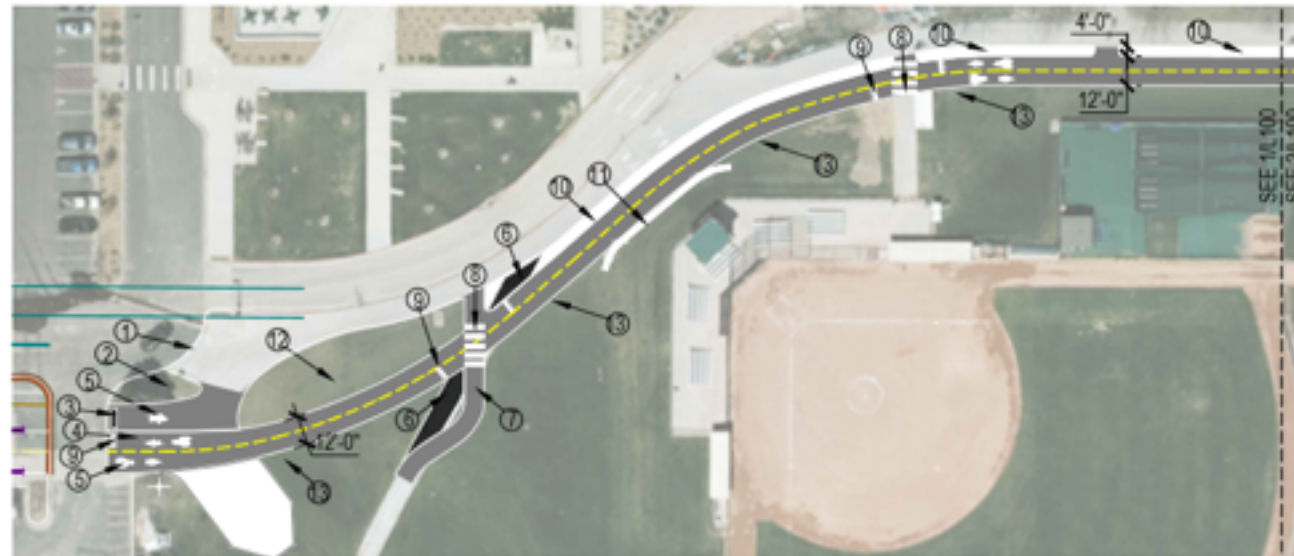
Demonstrated Performance: Bike and Ped

- ▶ Converted from service road that served ~100 cars a day
- ▶ Bike trail east of Braiden carried 140,000 cyclists in September 2017



Informed Investment Decisions

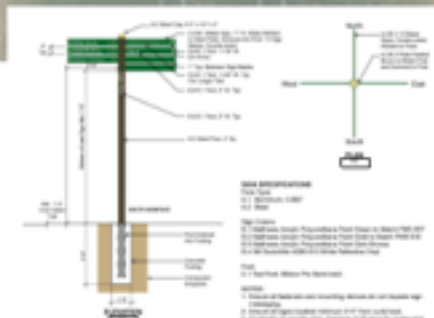
Green Trail Extension West of Rec Center



1 BIKEWAY PLAN



2 BIKEWAY PLAN



3 BIKEWAY SIGN

- ### KEY NOTES:

- [illegible]

ADD ALTERNATE

PROJECT #:

Page 112

L100

Close Gaps in Infrastructure Safety



Close Gaps for CSU Students

► Access for Everyone.

“ADA requirements may meet the law, but they don’t meet the needs of students.”



Fixing Crossings in Oval for Students with Mobility Issue



Infrastructure Projects can be Expensive

- ▶ Project costs range from \$20,000 for minor improvements to \$1 million dollars+ for large investments.
- ▶ Engineering costs for large projects alone can cost \$60,000.
- ▶ Inflation makes these projects more expensive every year.
- ▶ ATFAB wants to make these projects a priority on campus.

Partnerships to Leverage Outside Funding



COLORADO
DEPARTMENT OF
TRANSPORTATION



U.S. Department of Transportation
Federal Highway Administration

FACILITIES MANAGEMENT

AT COLORADO STATE UNIVERSITY

2017 University Comparison - Transportation Fee

Annual Full-time Student Fee	
CSU (Proposed)	\$61
CU Boulder	\$170
North Carolina State	\$90.50
UC Davis	\$99
University of Illinois	\$123
Virginia Tech	\$127
University of Tennessee	\$150
University of Washington	\$255

1-18-16-267x400 X Google Image Res: X CU Boulder Bursar X Transportation | E: X

← → ↻ ⓘ https://bursar.colorado.edu/tuition-fees/mandatory-fees/fee-archive/archive-student-

Spring Student Fees
[See Fall/Spring Student Fees](#)

Student Bus and Bike Programs \$85
 Allows students unlimited use of public transportation (RTD bus pass) in Boulder County, Broomfield, Westminster, and Denver, including to DIA (Denver International Airport). Includes special services such as Broncos Ride and Rockies Ride. This fee also supports: Night Hop Shuttle connecting the Hill area to downtown Boulder; Day Hop, Stampede, Skip, and others. There is no charge for either service. Student initiated, administration and Board of Regents approved in 1991.

Transportation Services Fee
 The transportation services fee entitles a student to unlimited [Blacksburg Transit System](#) bus system service with a valid student ID card, and also supports the [Office of Alternative Transportation](#).

NC STATE UNIVERSITY		
CASHIER'S OFFICE & STUDENT ACCOUNTS		
Itemization of Required Undergraduate Fees		
2016 Fall - Spring 2017 Semesters		
Rate for 12+ Credit Hours		
Semester Fee Description	Term	Amount
Union Activity Board Fee	16F	\$9.81
Student Publications Fee	16F	\$11.99
Student Government Fee	16F	\$7.58
Student Legal Services Fee	16F	\$8.25
School (Student Association) Fee	16F	\$2.50
Student Center Operations Fee	16F	\$62.58
Student Center Repairs and Renovations Fee	16F	\$21.85
Student Programming and Arts	16F	\$101.77
Office of Institutional Equity and Diversity	16F	\$10.83
Sustainability Education and Operations Fee	16F	\$2.25
Recreational Sports (Incl Intramurals)	16F	\$83.68
Association of Student Governments	16F	\$0.50
Campus Security Fee	16F	\$15.00
Intercollegiate Athletics Fee - Operations	16F	\$115.00
Student Health Service - Operations	16F	\$186.00
Educational & Technology Fee	16F	\$219.64
Transit Operations (Bus Service)	16F	\$90.50
Thompson Theatre Building - Indebtedness	16F	\$19.00
Student Health Service - Expansion	16F	\$17.50

Inclusivity for ALL Students

- ▶ As a campus we want to welcome all students.
- ▶ May be too expensive for some students to drive.
- ▶ Students may not currently feel safe biking or walking.
- ▶ Our fee helps students who drive:
 - ▶ Helps keep parking pass price from rising
 - ▶ Frees up parking spaces so new parking lots do not have to be built



**WE ALL BECOME
PEDESTRIANS**



Thank you

Hanna Johnson
hmjohn@colostate.edu

Wendell Stainsby
wendell@colostate.edu